




Installation guidelines

Surface Preparation



Before you hang your wallcovering, the wall needs to be prepared with oil primer & level properly.

Glue Application

Ensure the wall is completely dry before application.

Apply glue to the wall



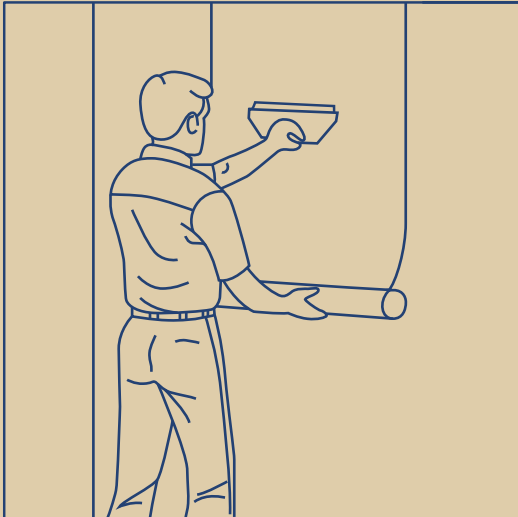

Apply glue to the wallcovering



Installation

Follow these steps after preparing the surface.

Hang the first strip using a plumb line to get perfect vertical.



Smoothen out all the bubbles using Smoother or Roller as required.

Hang the subsequent strips relative to the first strip, matching pattern as required.

